

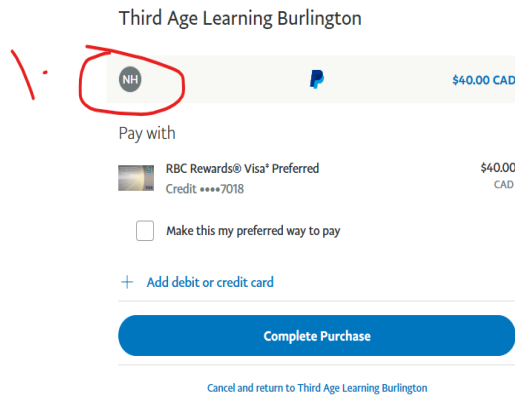
1. How do I pay with a credit card? I don't want to use PayPal or sign up for PayPal.

Scenario #1

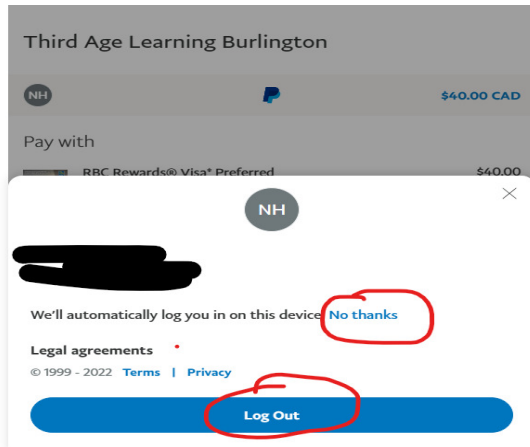
You have a PayPal account but do not want to use it right now.

Sometimes PayPal is set to launch automatically on a trusted device you are using. If that is the case, you will need to “logout” of your PayPal account.

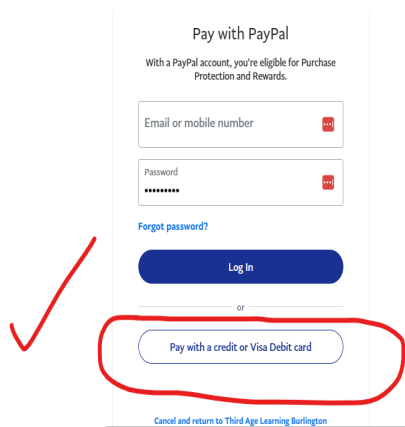
a) Look for your initials, then click to get to a logout option.



b) On the next screen, click on “No Thanks” so this does not happen to you again. Also **click on logout to exit your PayPal account** (I drew the red circles).



c) Next screen -Look to the bottom (I've circled it in red below) to select pay with credit card

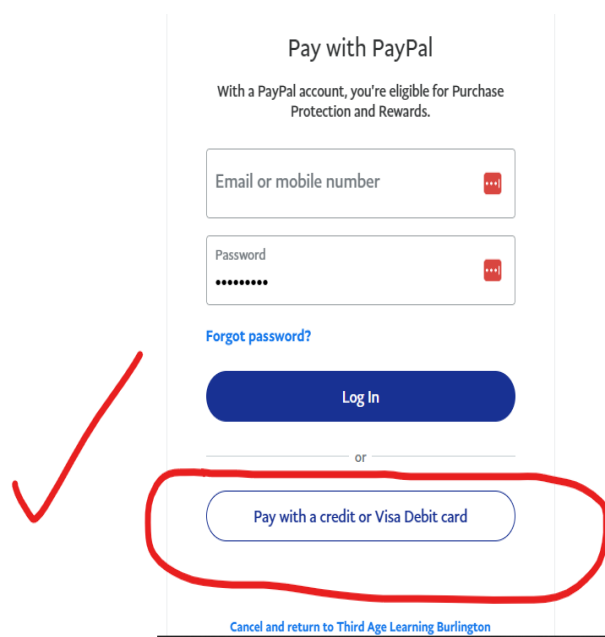


Scenario #2

You do not have a PayPal account and DO NOT WANT ONE

You may see the following screen. **Scroll down** to the very bottom for the option to pay with a credit card or a Visa Debit card.

Select that option (I've circled it in red)

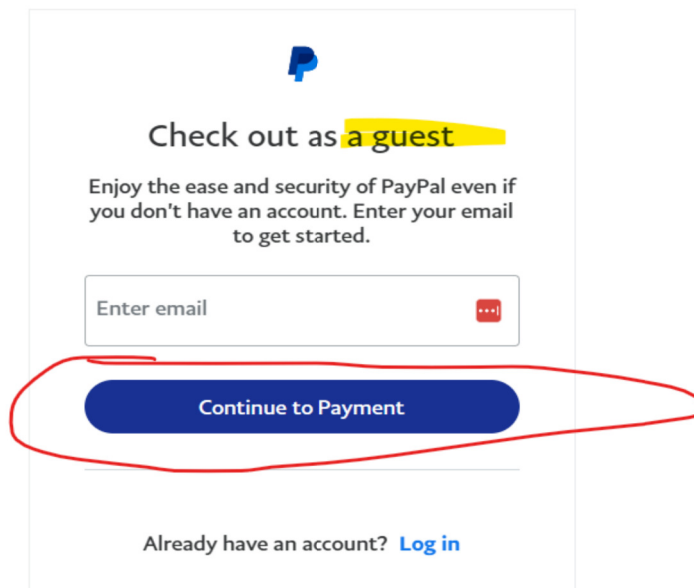


The screenshot shows a mobile payment interface titled "Pay with PayPal". It includes a sub-header: "With a PayPal account, you're eligible for Purchase Protection and Rewards." Below this are two input fields: "Email or mobile number" and "Password". A "Forgot password?" link is positioned below the password field. A blue "Log In" button is centered below the inputs. A horizontal line with the word "or" in the center separates the PayPal login section from the alternative payment option. The button "Pay with a credit or Visa Debit card" is circled in red. At the bottom, there is a link: "Cancel and return to Third Age Learning Burlington". A large red checkmark is drawn to the left of the "Pay with a credit or Visa Debit card" button.

Scenario # 3

You see the “Checkout as a guest” screen and want to know more

PayPal “Checkout as a guest” is one of the screens subscribers can expect to see at checkout on our website.



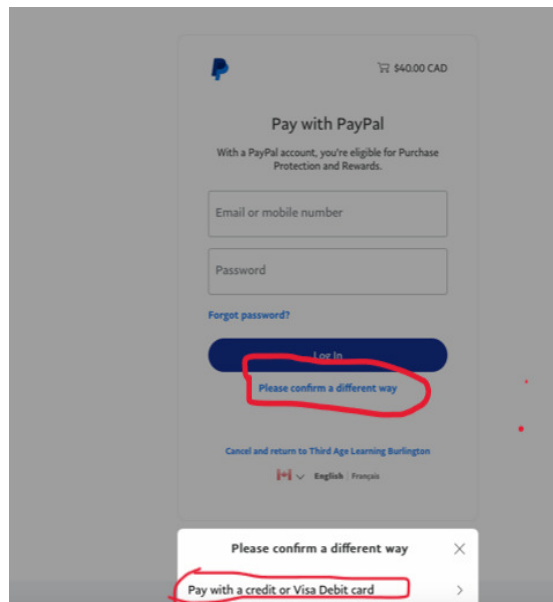
- Guest Checkout allows buyers to checkout with only their credit card details, without signing into a PayPal account to finish the transaction
- enter a valid email – it is required for the transaction
- Guest checkout buyers are not recognized as PayPal account holders during the transaction
- Guest checkout buyers are not required to have a PayPal account at checkout either.

After completing your credit card purchase, be sure to click on “Not now” when prompted about creating a personal PayPal account.

Scenario # 4

“Please confirm a different way”

Click on “Please confirm a different way”.
Then look carefully for the “Pay with credit card” popup option.



info@3alb.org

January 2023

updated August 2023